



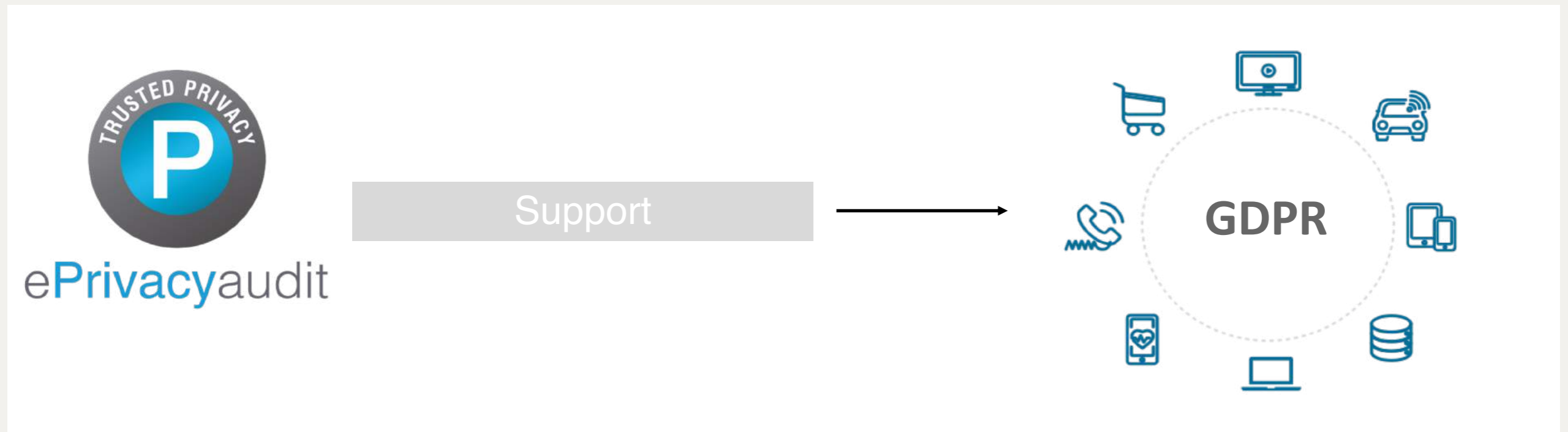
ePrivacyaudit

Our online tool for smart data protection management

ePrivacy GmbH

The software for an efficient GDPR Compliance Management

ePrivacyaudit - Your smart data protection management



Our innovative software for the management of your data protection - documentation

- GDPR documentation - made easy
- Available online at any time

ePrivacyaudit - Our many years of expertise in software format



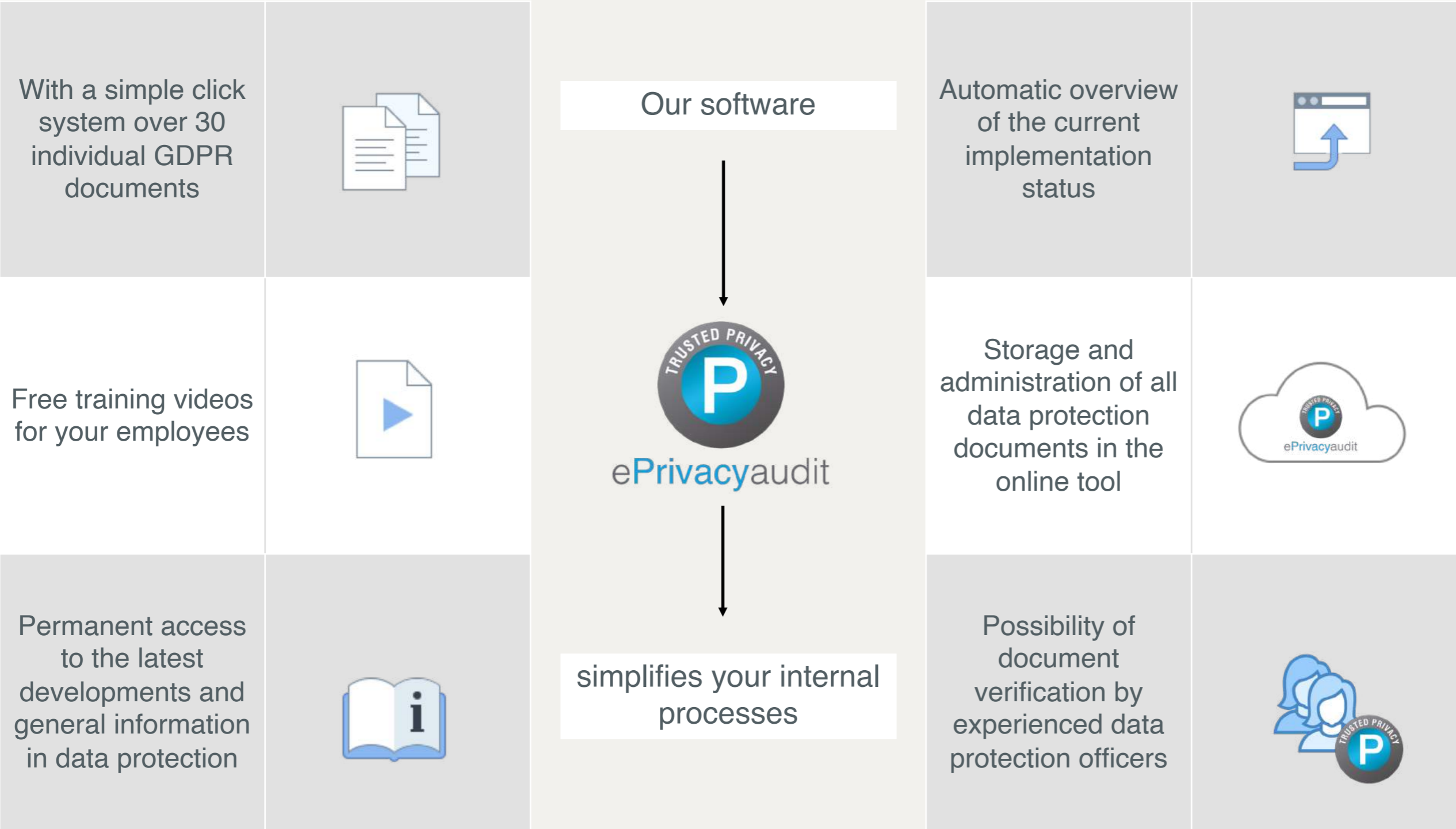
ePrivacyaudit

Comprehensive usability

Own software development

- ePrivacyaudit has been developed by lawyers, data protection officers and IT specialists and offers an efficient tool for data protection managers.
- Our many years of expertise and knowledge from consulting companies with digital products and services have been incorporated into the software.
- ePrivacyaudit can be used by companies of different sizes
- ePrivacyaudit serves to support the internal data protection management as well as internal and external data protection officers.

Advantages of the ePrivacy software



Chapter overview - ePrivacyaudit



- **DATA PROTECTION OFFICER**

Check if your company needs a DPO

- **PRIVACY POLICY**

Generate a privacy statement or have your privacy policy checked

- **PROCESSING ACTIVITIES**

Prepare a list of the processing activities in your company

- **PROCESSING CONTRACTS**

Find out more about processing procedures and get our contract templates

- **PROTECTIVE MEASURES**

Create technical and organizational measures

- **DATA PROTECTION INCIDENT**

Develop a process for a possible data protection incident including documentation

- **AUTHORIZATION CONCEPT**

Check the implementation status for an authorization concept

- **RIGHTS CONCERNED**

Establish a process for dealing with requests from data subjects

- **CLEARING CONCEPT**

Creation of a rule concept for the deletion of personal data with

- **RISK ANALYSIS**

Methodological support for identifying and assessing data protection risks

- **EMPLOYEE TRAINING**

Current materials for know-how transfer/training

- **DIRECTIVES**

Preparation of data protection guidelines and employee declarations of commitment to data secrecy

The Dashboard - The overview of your Data Protection Management

The dashboard provides a clear overview of the GDPR implementation status

The dashboard interface for ePrivacyaudit. At the top left is the logo and a navigation menu. The top right shows the user's name 'Max Mustermann' and the company '#TestFirma GmbH (DE)'. The main content area is divided into a 'Progress' section with a donut chart and a 'Statistic' section with login and document upload info. Below these is a grid of 12 task cards, each with a title, description, and progress indicator.

Progress

- New
- Work in Progress
- In Review
- Completed

Statistic

- Last login: 11.06.2020 - 14:48
- Uploaded documents: 8 Documents

Task	Description	Progress	Documents	Comments
Data Protection Officer	Please check whether your company needs a data protection officer and find in this chapter out how to make a report to the authorities.	WORK IN PROGRESS	1	2
Privacy Policy	Generate a privacy policy with our ePrivacy Generator or have your current privacy policy checked.	COMPLETED	1	0
Processing Activities	Create records of processing activities in your company or have your existing documents checked.	WORK IN PROGRESS	4	3
Processing Agreements	Learn more about data processing agreements and receive our contract template for further negotiations with your business partners.	WORK IN PROGRESS	2	0
Security Measures (TOM)	Create technical and organizational measures or submit your existing document for review.	WORK IN PROGRESS	0	0
Data Breach	Develop a plan for the event of a data incident and the associated documentation or have your existing documentation reviewed.	WORK IN PROGRESS	0	0
Authorization Policy	Use our template to develop an authorization concept or get feedback on your existing document.	WORK IN PROGRESS	0	0
Rights of Data Subjects	Use our template to create a policy for the rights of data subjects or have your existing concept reviewed.	WORK IN PROGRESS	0	0
Deletion Policy	Create a deletion policy using our template or submit your existing policy for review.	WORK IN PROGRESS	0	0
Risk Assessment	Use our questionnaire to analyse whether your company needs a data protection impact assessment.	WORK IN PROGRESS	0	0
Employee Training	Use our presentations and videos to educate your employees.	WORK IN PROGRESS	0	0
Guidelines	Create data protection guidelines for your company or get feedback on your existing guidelines.	WORK IN PROGRESS	0	0

The Chapter entry in ePrivacyaudit

Each chapter has an introduction with important information on the topic

The screenshot displays the ePrivacyaudit web application interface. The top navigation bar includes the ePrivacyaudit logo, a menu icon, the user's profile '#TestFirma GmbH (DE)', a notification bell, and the name 'Max Mustermann'. The left sidebar contains a navigation menu with categories: HOME, AUDIT, and DOCUMENTS. Under 'AUDIT', the 'Data Protection Officer' chapter is selected and highlighted. Below it are various sub-topics like Privacy Policy, Processing Activities, etc. The main content area is titled 'DATA PROTECTION OFFICER' and is divided into two sections: 'INTRODUCTION' and 'IMPLEMENTATION'. The 'INTRODUCTION' section features a book icon and the heading 'INTRODUCTION'. Below this, there is a paragraph of introductory text, followed by a sub-heading 'WHAT ARE THE TASKS OF A DATA PROTECTION OFFICER?'. This is followed by a paragraph explaining the role of a data protection officer and a list of four key tasks. At the bottom of the introduction section are 'PREV' and 'NEXT' buttons. The 'IMPLEMENTATION' section is partially visible below, starting with a computer icon and the heading 'IMPLEMENTATION'. On the right side of the interface, there is a sidebar with a table of contents for the chapter, showing 'Introduction' as the current page. Below this is a 'Status' section indicating the chapter is 'Work in Progress' with a 'REVIEW' button.

HOME

AUDIT

Data Protection Officer

Privacy Policy

Processing Activities

Processing Agreements

Security Measures (TOM)

Data Breach

Authorization Policy

Rights of Data Subjects

Deletion Policy

Risk Assessment

Employee Training

Guidelines

DOCUMENTS

TEMPLATES

#TestFirma GmbH (DE)

Max Mustermann

DATA PROTECTION OFFICER

INTRODUCTION

You have to set up a data protection concept for your company - but where do you start? Which steps are necessary? How do you answer a request for information from a data subject and what do you have to do if the authorities contact you?

WHAT ARE THE TASKS OF A DATA PROTECTION OFFICER?

A data protection officer helps your company by regularly reviewing your processes as an independent controlling body and thus ensuring that data protection regulations are complied with when handling personal data.

The duties of a data protection officer are regulated in art. 39 GDPR and for public bodies in § 7 BDSG (German law). For example, the data protection officer will advise you on the following points:

- Your data protection officer controls and monitors the processes and the associated documentation in your company for compliance with data protection regulations.
- Your data protection officer is your first point of contact for questions about data protection and in the event of data protection incidents.
- A data protection officer provides your employees with professional training in the handling of personal data.
- Your data protection officer will support you with communication both with the authorities and with data subjects.

PREV NEXT

IMPLEMENTATION

Check whether you need a data protection officer and receive important information about the registration of the data protection officer.

Introduction

Implementation

Files

Notes

Status

Assessment of the need for a data protection officer

Work in Progress

REVIEW

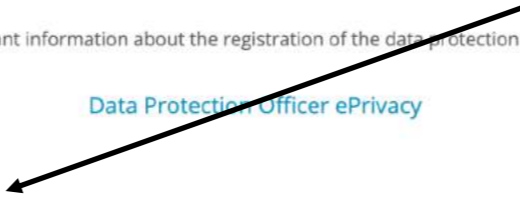
Introduction with the main information and support

Everything at first sight

Learn all the details on how to implement the next steps of a chapter

The screenshot displays the ePrivacyaudit web application interface. The top navigation bar includes the ePrivacyaudit logo, a menu icon, the user's organization name "#TestFirma GmbH (DE)", a notification bell, and the user's name "Max Mustermann". The left sidebar contains a navigation menu with categories: HOME, AUDIT, and DOCUMENTS. Under AUDIT, the "Data Protection Officer" section is highlighted, listing various privacy-related topics. The main content area is titled "DATA PROTECTION OFFICER" and is divided into two sections: "IMPLEMENTATION" and "FILES". The "IMPLEMENTATION" section features a blue header with an icon of a computer screen and an upward arrow. Below the header, there is a text prompt: "Check whether you need a data protection officer and receive important information about the registration of the data protection officer." This is followed by a sub-header "Data Protection Officer ePrivacy" and a question: "Is the ePrivacy GmbH your Data Protection Officer?". Three radio button options are provided: "Yes", "No", and "ePrivacy is DPO but I want to check the need of a DPO for a subsidiary." The third option is selected. Below the question are "PREV" and "NEXT" buttons, and a "LESS" button on the right. The "FILES" section has a blue header with a document icon. Below it, there is a text prompt: "Download your generated document or upload your existing files. If ePrivacy is your data protection officer or consultant, you can also submit your documents for review with a single click." and a "MORE" button on the right. On the right side of the main content area, there is a vertical navigation menu with "Introduction", "Implementation" (selected), "Files", and "Notes". Below this menu is a "Status" section titled "Assessment of the need for a data protection officer", which shows a "Work in Progress" status with an orange circle and a help icon, and a "REVIEW" button.

What are the next implementation steps?



Sample templates facilitate the creation of documentation

save time and work

available in German and English

Sample templates
from experienced
DPO tested!

The screenshot displays a 'TEMPLATES' interface with a sidebar on the left and a main content area. The sidebar lists various document types with upload icons and dates. The main content area is organized into a grid of categories, each with a header and a list of documents. A callout bubble with a dashed border and an arrow points to the 'SECURITY MEASURES (TOM)' category.

TEMPLATES

PRIVACY POLICY

- Data Protection Officer
- Privacy Policy
- Processing Activities

PROCESSING ACTIVITIES

SECURITY MEASURES (TOM)

AUTHORIZATION POLICY

EMPLOYEE TRAINING

- *Basic_Employee_Training.pdf
- DOWNLOAD

GUIDELINES


- 2018_Data_Protection_Guideline.docx
- 2018_Data_Protection_Notice_for_candidates.docx
- 2018_Data_Protection_Notice_for_employees.docx
- 2020_Statement_Data_Privacy_Employees.docx
- DOWNLOAD
- DOWNLOAD
- DOWNLOAD
- DOWNLOAD

OTHER

Obtain feedback in an uncomplicated manner

As an external DPO, ePrivacy checks every chapter you work on and gives you feedback

DATA PROTECTION OFFICER



IMPLEMENTATION

Check whether you need a data protection officer and receive important information about the registration of the data protection officer.

ACCORDING TO OUR ANALYSIS, YOU NEED A DATA PROTECTION OFFICER

If you have appointed ePrivacy as your Data Protection Officer (DPO), you will get the certificate of appointment by mail. If you didn't get the appointment please contact service@eprivacy.eu. After you have signed it, please upload it to the ePrivacyaudit.

In addition, [the authority needs to be notified about the appointment of the DPO and the DPO needs to be mentioned in the privacy policy.](#) The authority responsible for you is based on your company's or your EU representative's location.

ePrivacy GmbH
represented by Prof. Dr. Christoph Bauer
Große Bleichen 21, 20354 Hamburg
Phone: +49 40 6094518-10
Fax.: +49 40 6094518-20

[Please note the date you reported the data protection officer to the authority at the section "notes" in this chapter.](#)

If you have checked the need of a DPO for a subsidiary and you need a DPO, please report the DPO and take a note at the section "notes". In case ePrivacy is your DPO [reporting the DPO](#) to check if your contract includes all your subsidiaries.

Introduction

Implementation

Files

Notes

Status

Assessment of the need for a data protection officer

● Work in Progress ⓘ

REVIEW

Secure the advantages of an external DPO

←

PREV NEXT LESS

Benefit from ePrivacy as your external DPO

As external data protection officer, ePrivacy is involved in the following activities

- Data protection check (GDPR check, determination of necessary adjustments etc.)
- Participation in the necessary documentation (processing list, data protection declaration, data protection impact assessment, if applicable, etc.)
- Contact for data protection issues for management, employees, customers, service providers, data protection authorities etc.
- Regular employee training (if required)
- Participation in the implementation of the rights of data subjects
- Monitoring of product changes from a data protection perspective (Privacy by design/default)
- Risk management and data security
- Regular exchange with the management



The most important features at a glance

- The intuitive dashboard gives an overview of the status of GDPR implementation
- Numerous sample templates facilitate the creation of the required documents
- All relevant documents can be created and managed via the central platform
- Documents can be uploaded and reviewed
- Entries made can be saved and revised at any time



- Mobile availability at any time
- A test account is easy to set up and gives you a first impression
- Regular training and videos for your employees
- Online help system for the implementation of the GDPR
- Regular software updates by ePrivacy for new developments

Our Price Scale



ePrivacyaudit

can be combined

with further consulting services

 ePrivacyaudit	Free	Basic	Smart	Premium
Test account	✓			
Full access		✓	✓	✓
DS Consulting			✓	✓
External DPO				✓



Prof. Dr. Christoph Bauer, CEO

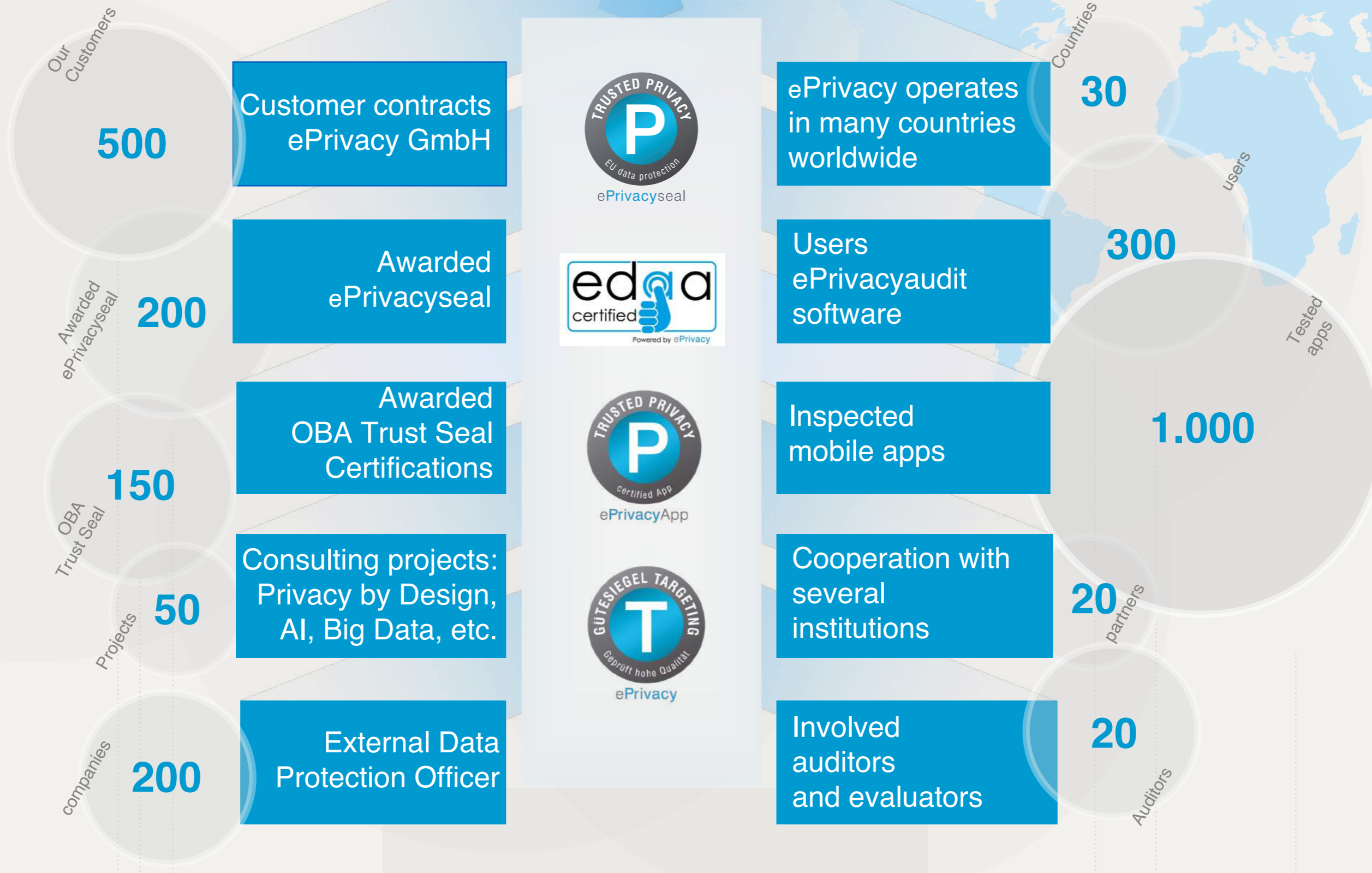
More than 25 years' experience in the media industry: Bertelsmann, CFO AOL Deutschland, CFO/COO at wunderloop. A great number of publications on data protection and security issues: Onlinemarketing, eHealth, digital technologies etc. *Member of several groups* on data protection and security issues (IAB EU, BVDW, BITKOM, BvD, GDD). *Accredited evaluator* at ULD for privacy seals (BDSG a.F.), Professor at the HSBA (Hamburg School of Administration) for leadership/entrepreneurship since 2009.

Dr. Frank Eickmeier, Head of Legal

Lawyer and partner in the (IT/IP) law firm UNVERZAGT VON HAVE, consultant for well-known online marketers, targeting providers, media agencies, content producers and Web 2.0 platforms. *Publications* on privacy and data protection, accredited evaluator at ULD (BDSG a.F.).



ePrivacy – Facts and Figures



Contact Us

Feel free to visit us
or to give us a call

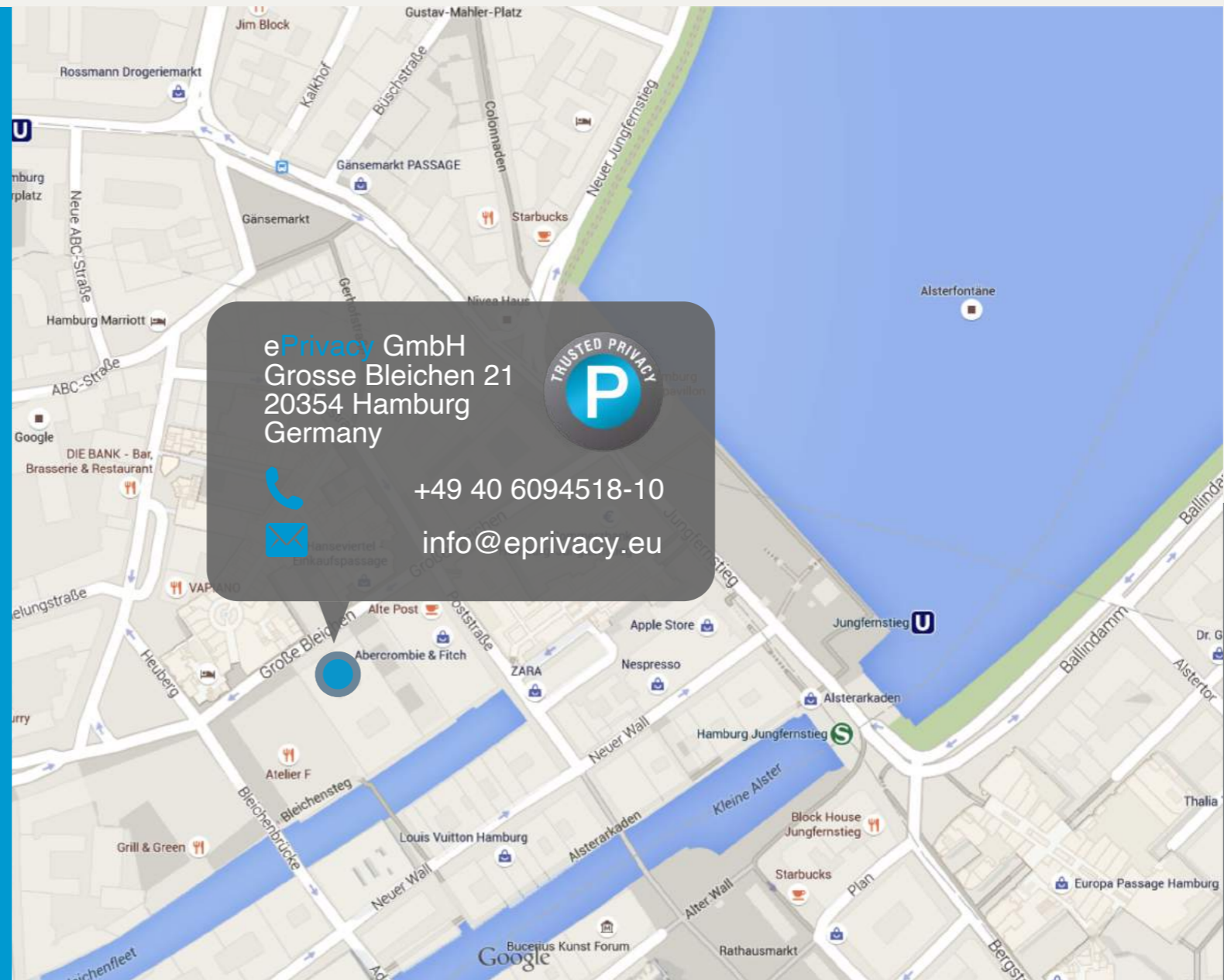
Our office is located in Hamburg's beautiful city center, close to the Alster. The closest station is "Jungfernstieg".

You reach us by S-Bahn lines S1, S2 or S3 - by U-Bahn if you take U1, U2 or U4 - or by several bus lines.

Find the train and bus schedules here:



www.hvv.de



EPRIVACY



linkedin.com/company/eprivacy-gmbh



xing.com/companies/eprivacygmbh

